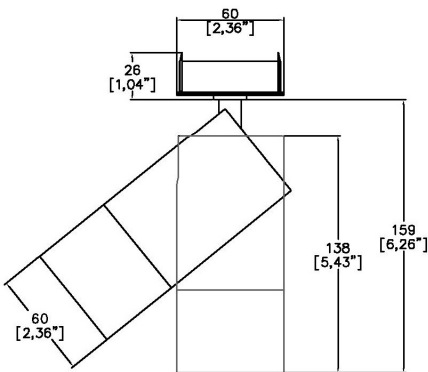


TubeLED Mini SuperSpot

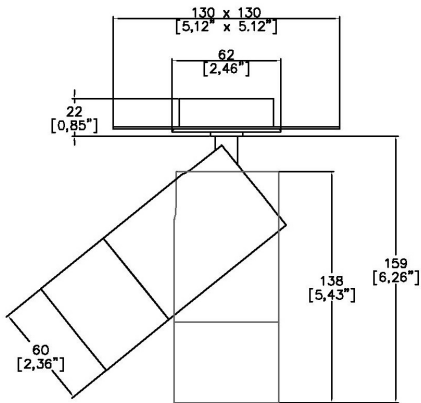


TM65.2	13kgCO2e
TM66	2.2 CEAM

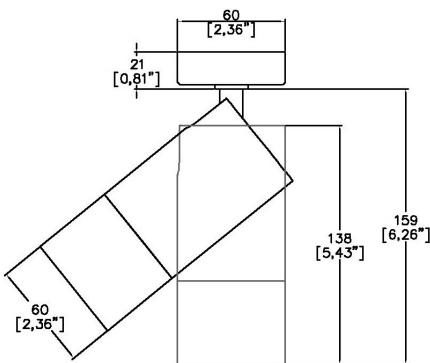
60mm (2.36") overall diameter LED spotlight , with magnetic track adaptor for Low Voltage track.
Available with monopoint mounting, and 3 circuit track adaptor. Driver for remote installation. Family of matching products also available.



7100/SS-LED-RMP
Cut out Ø57mm



7100/SS-LED-TMP
Cut out Ø57mm



7100/SS-LED-SMP
Cut out Ø15mm

Driver Location	Remote
LED Source	LED
CCT	3000K
Drive Current	1000mA
Power inc Driver	14.5W
Beam Angle	7°
Delivered Lumens	722
Delivered Intensisty cd	26123
Efficacy lm/w	59
Forward Volt	12.3V
CRI	≥90 CRI

Apply these factors to 3000K for lumen output of other CCTs: 2700K x 0.98 / 4000K x 1.02.

Project Ref: _____ Location Ref: _____

Fixture Order Code: **7100/SS-LED** - - **7** - - - - - - **1000**

Fixture	7100/SS-LED	TubeLED Mini SuperSpot
CCT	27	90 CRI 2700K
	30	90 CRI 3000K
	40***	90 CRI 4000K***
Beam	7	7°
Protocol	S	Non-Dim
	P	Phase
	D	DALI
	A	Analogue (0-10v)
Colour Insert	SN	Satin Nickel
	SG	Satin Gold
	CP	Copper
	BZ	Bronze
	(Blank)	Not required standard black to be supplied
Finish	WH	White
	BK	Black
	RAL	Custom RAL Finish*
	ABR1	Antique Brass
	ABZ1	Antique Bronze
Fixing	RMP	Recessed Monopoint
	TMP	Trimless Monopoint
	SMP	Surface Monopoint
Drive Current	1000	1000mA Remote Driver

TubeLED Monopoint luminaires utilise remote drivers.

***contact Lucent for availability

Finish selection




Antique Brass




Antique Bronze

Accessories




Honeycomb Louvre



Diffusing Lens



Frosted Lens



Heavy Spread Lens



Linear Spread Lens

Accessories Order Code:

- Louvre/Lens
- LL45

LLCC

LLUV

LLDF

LLFR

LLLS

LLHS
- Honeycomb Louvre

Warm Tone Lens

UV Lens

Diffusing Lens

Frosted Lens

Linear Spread Lens

Heavy Spread Lens

Technical Details

*Custom RAL code must be specified. Custom RAL colours can increase prices and lead times

Dimming. Whilst Lucent can offer the majority of its luminaires with various dimming options, it remains the responsibility of the specifier/installer to check and ensure compatibility of any control equipment used. Additional cabling may be required depending on the dimming protocol specified.

**Bluetooth (wireless) is the communication method. The exact dimming protocol must be confirmed to allow the selection of suitable drivers or bluetooth devices.

^ Depth indicated is the minimum recess depth for the luminaire with a remote mounted LED driver. Installing a driver through either the luminaire cut-out or installation kit may require additional recess depth, please refer to the relevant luminaire installation instructions for further details.Data correct at time of publishing

First Fix Requirement. Luminaire comprised of fixture body with ceiling trim and installation kit, which is to be fitted into the ceiling once finished. Ensure correct alignment of the installation kit before final assembly (see luminaire instllation instructions for details)

IP Rating. Tested from underside of the ceiling

Note that the picture of the finishes provided is for illustrative purposes only. The finishes may vary in colour, texture and appearance. Contact Lucent lighting Ltd for more information.

It is the policy of Lucent Lighting to continually review and improve its products and therefore reserve the right to change any details of product or withdraw specifications without prior notice.

Luminaires designed to comply with EN60598 and all other standards.

This specification sheet superseded all previous versions.

All intellectual property rights pertaining to the product described above and to this document are owned by or licensed to Lucent Lighting Ltd.

We reserve the right to take whatever action is necessary to protect those intellectual property rights.

Please notify Lucent Lighting Ltd of any inaccuracies immediately. E&OE